



UT-6405SA

5口百兆非网管型以太网交换机

说明书

一、概述

UT-6405SA是5个端口的工业级非网管型以太网交换机，提供直流输入正反接保护防止烧坏仪器，外观设计精巧，同时支持工业标准的导轨式安装，所以它非常容易安装应用在任何工业网络上。

二、主要特性

标准:

IEEE 802.3 10BaseT

IEEE 802.3u 100BaseT(X)和100Base FX

接口:

RJ45端口: 5个10/100BaseT (X) 端口, 自动侦测, 全/半双工MDI/MDI-X自适应

LED指示灯: PWR电源指示灯, 端口1~5的RJ-45指示灯

电源需求:

输入电压: 12/24/48VDC (10.8 to 52.8VDC)

功耗: 130mA@24V max

接口端子: 1个可插拔的3针接线端子

过载保护: 提供

反接保护: 提供

机械特性:

外壳: IP40防护等级

安装方式: 导轨式安装

工作环境:

工作温度: -40℃ ~ 85℃

储存温度: -40℃ ~ 85℃

相对湿度: 0 ~ 95% (无凝露)

行业标准:

EMI: FCC Part 15 Subpart B class A, EN55022 class A

EMS:

IEC(EN)61000-4-2(ESD)

IEC(EN)61000-4-3(RS)

IEC(EN)61000-4-4(EFT)

IEC(EN)61000-4-5(Surge)

IEC(EN)61000-4-6(CS)

IEC(EN)61000-4-8

IEC 60068-2-27(Shock)

IEC 60068-2-32(Freefall)

IEC 60068-2-6(Vibration)

三、指示灯

a. PWR指示灯亮表示电源接通, 供电正常。

b. RJ-45灯: 接入网线后, 左边绿色灯接100 Base网络亮, 接10 Base网络不亮; 右边黄色指示灯是网络连接指示灯, 接入网线正常工作后, 黄色指示灯闪烁。不接网线, 黄绿灯都不亮。

四、连接电源

UT-6405SA工业以太网交换机支持直流12/24/48VDC (10.8 to 52.8VDC)输入, 直流有正反接保护防止烧坏仪器。

1. 在接线盒连接端V+和V-处接入正负极。
2. 锁紧螺丝防止DC线松动导致接触不良。

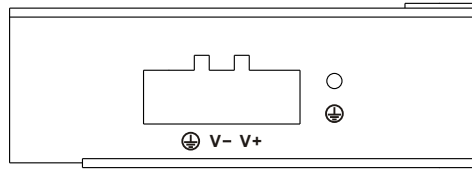
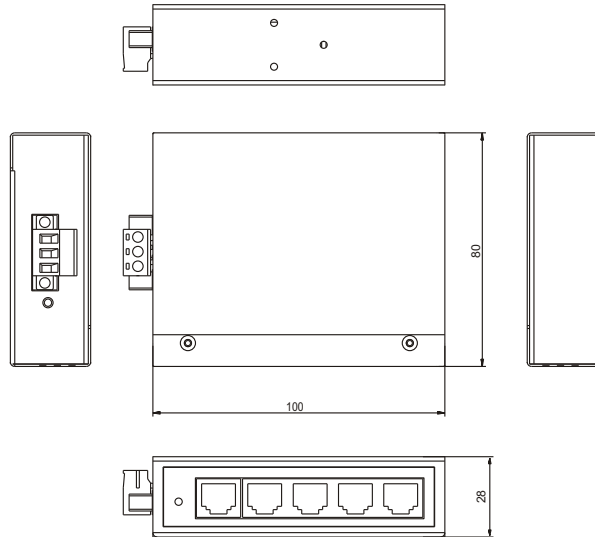


图1 电源输入接口

五、外形规格



六、装箱清单

名称	数量(单位)	名称	数量(单位)
接线端子	1PCS	中英文说明书	1PCS
保修卡	1PCS	产品合格证	1PCS
交换机	1PCS		



UT-6405SA

5-port 100M Unmanaged Ethernet Switch Datasheet

I. Overview

This is a 5-port unmanaged Ethernet switch, which provides with DC input, supports reverse polarity protection. With special design, DIN-Rail installation, it is your best choice for any industrial networks.

II. Features

Standards:

IEEE 802.3 10BaseT

IEEE 802.3u 100BaseT(X) and 100Base FX

Ports:

RJ-45 ports: 5x 10/100Base T(X) ports, auto detection, full/half duplex, auto MDI/MDI-X

LED indication: PWR, port 1~5 RJ-45 indicators

Power requirements:

Input voltage : 12/24/48VDC (10.8 to 52.8VDC)

Power Consumption: 130mA@24V max

Terminal block: 1x 3-pin pluggable terminal block

Overload protection: Yes

Reverse polarity protection: Yes

Mechanical characteristics:

IP rating: IP40

Installation: DIN-Rail

Working environment:

Working temperature: -40°C~85°C

Storage temperature: -40°C~85°C

Relative humidity: 0~95%(non-condensing)

Industry standards:

EMI: FCC Part 15 Subpart B class A, EN55022 class A

EMS:

IEC(EN)61000-4-2(ESD)

IEC(EN)61000-4-3(RS)

IEC(EN)61000-4-4(EFT)

IEC(EN)61000-4-5(Surge)

IEC(EN)61000-4-6(CS)

IEC(EN)61000-4-8

IEC 60068-2-27(Shock)

IEC 60068-2-32(Freefall)

IEC 60068-2-6(Vibration)

III. Indication

- PWR on means power is connection, power is working.
- RJ-45: when cable connecting, the green LED on the left is on while connecting with 100 Base network, and it is off while connecting with 10 Base network; the yellow LED is network link indicator; it is blinking while cable connecting; yellow & green LED is off while without cable connecting.

IV. Power connection

This switch supports 12/24/48VDC (10.8 to 52.8VDC) input, with reverse polarity protection.

- Connect V+ & V- with relative polarity
- Lock the screw tightly in case DC bad contact

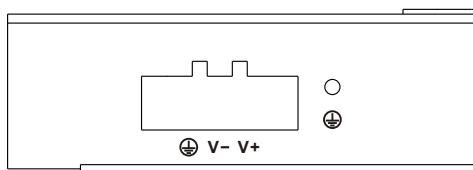
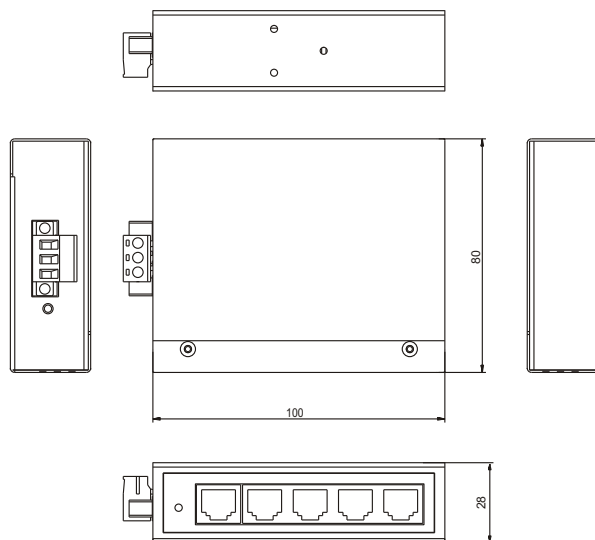


图1 电源输入接口

V. Dimension



VI. Packing list

Name	Number(unit)	Name	Number(unit)
Terminals	1PCS	Warranty card	1PCS
Chinese & English Instructions	1PCS	Certificate of product	1PCS
Switch	1PCS		